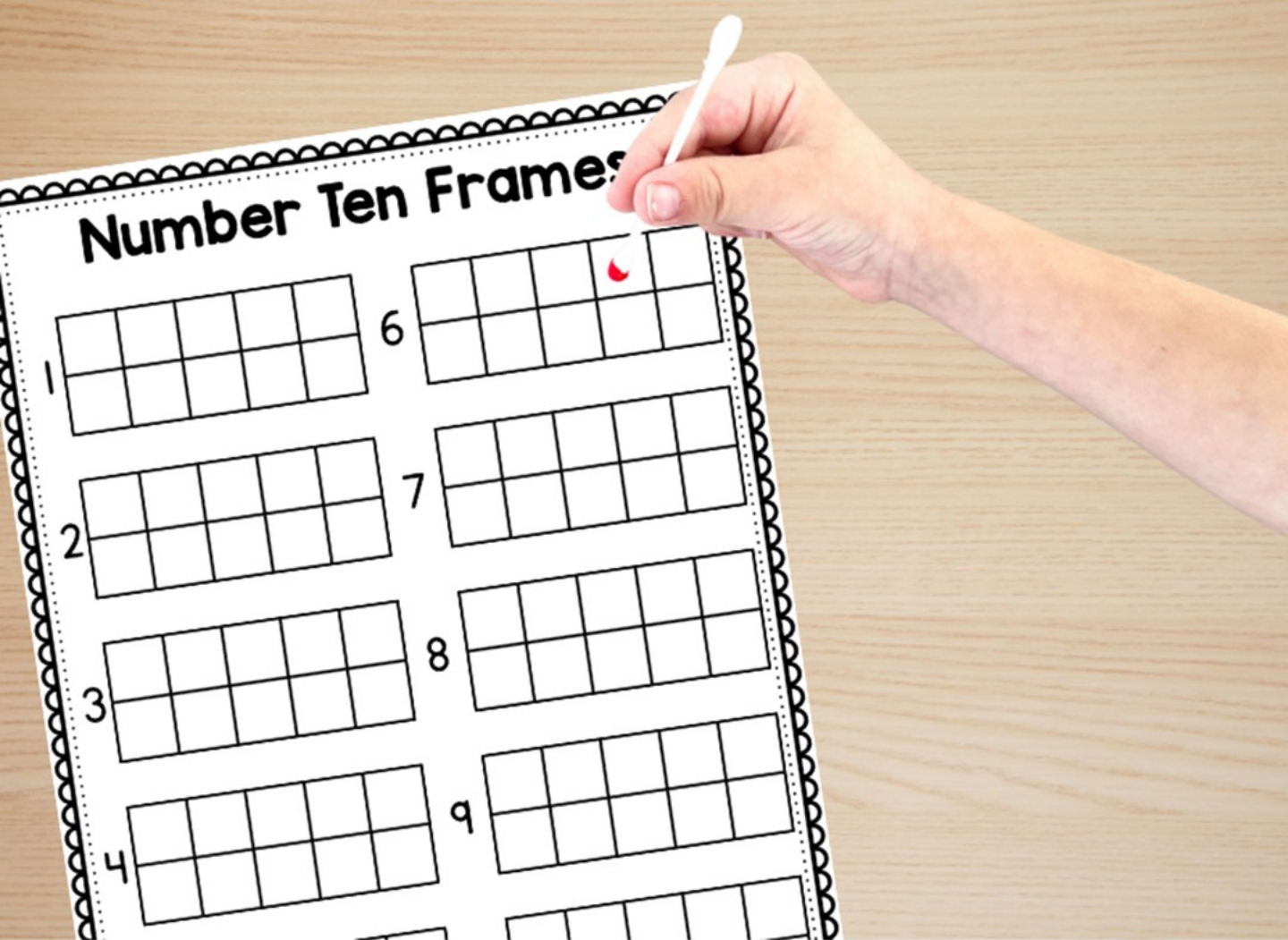



TEN FRAME

NUMBER PAINTING

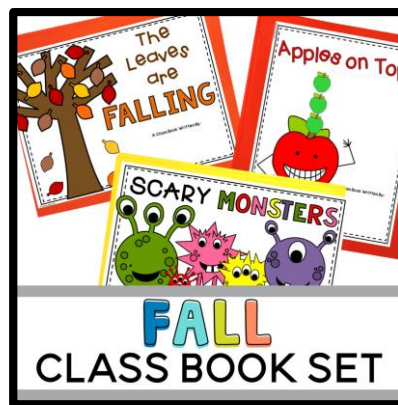
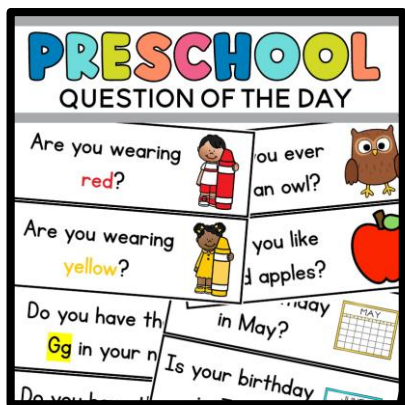
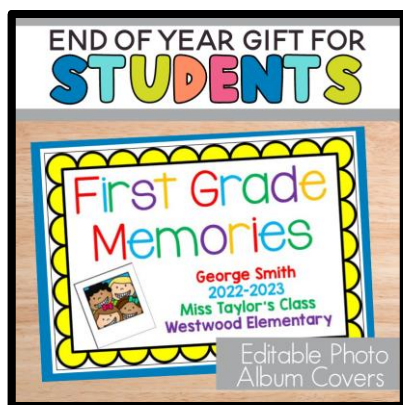



DIRECTIONS:

Each student will need a copy of the worksheet. Students will use stickers, dots, q-tips with paint or another manipulatives to fill in the correct number of ten frame boxes.



MORE ACTIVITIES:



Number Ten Frames

1

6

2

7

3

8

4

9

5

10

THANK YOU!

Thank you so much for downloading this resource.
I hope you *love* using it with your students!



© Sarah Chesworth,

All rights reserved by author. This purchase includes a license intended for personal or classroom use. You may not sell or distribute any part of this as your own. Copying any portion of this resource and placing it on the internet for others to download is a violation of the digital millennium copyright act.

HEY Y'ALL!

I'm *Sarah*. I'm a *wife, mom* and *teacher*. Early childhood education is *my passion*.
I love *helping* busy parents and teachers
make learning FUN!

LET'S BE FRIENDS!

Connect with me here:

SARAH CHESWORTH.com

CREDITS:

